

WIAA Cross Country State Championships
The Ridges Golf Course, Wisconsin Rapids, WI
October 27, 2018

===== BOYS TEAM SCORE =====
Division 1

1.	122	Neenah	(16:21.7	81:48.3	1:38.0)		
1	1	Matthew Meinke	12	15:33.9	5	78	Joseph Murray 12 17:11.9
2	12	Griffin Congdon	12	16:19.2	6	(107)	William Newsome 12 17:28.0
3	14	Trenton Bauer	10	16:20.5	7	(108)	Aaron Nussbaum 12 17:28.4
4	17	Austin Henderson	9	16:22.8			
2.	131	Middleton	(16:29.0	82:24.9	0:54.7)		
1	4	Caleb Easton	12	15:51.9	5	41	Braedon Gilles 11 16:46.6
2	21	Egan Johnson	11	16:28.4	6	(65)	Frank Thornton 12 17:04.8
3	26	Peter Hoferle	11	16:33.0	7	(93)	Michael Madoch 12 17:20.7
4	39	Zach Leffel	11	16:45.0			
3.	162	Germantown	(16:32.0	82:39.8	1:25.2)		
1	3	Ben Schnoor	11	15:48.4	5	79	Jack Ramstack 11 17:13.6
2	13	Sean Drinan	12	16:20.1	6	(114)	Spencer Esposito 11 17:40.5
3	15	Jimmy Koel	11	16:21.4	7	(134)	Mitch Gobler 10 18:18.4
4	52	Marcus Knight	10	16:56.3			
4.	165	Madison West	(16:38.0	83:09.7	0:39.9)		
1	16	Ryan Reed	11	16:22.1	5	59	Kaleb Kohn 12 17:02.0
2	29	Luke Treiber	12	16:35.1	6	(51)	Langston Nashold 12 17:13.9
3	30	Erik Neunninghoff	12	16:35.2	7	(103)	Manix White 12 17:26.9
4	31	Julian Gary	11	16:35.3			
5.	169	Stevens Point	(16:37.9	83:09.2	0:48.1)		
1	7	Chad Franz	12	16:05.9	5	50	Alex Strojny 12 16:54.0
2	24	Jake Lepak	11	16:30.3	6	(51)	Jake Bourget 10 16:55.9
3	40	Zach Scharbarth	9	16:45.6	7	(69)	Daniel Kiefer 11 17:07.4
4	48	James Jacobs	9	16:53.4			
6.	181	Oconomowoc	(16:38.1	83:10.1	1:08.9)		
1	5	Alexander Vance	11	15:52.9	5	58	Phillip Houston 10 17:01.8
2	19	Michael Kluz	12	16:28.1	6	(96)	Cade Kenyon 11 17:22.1
3	46	Miles Mulder	12	16:50.7	7	(104)	Cody Witthun 11 17:27.1
4	53	Noah Meissner	11	16:56.6			
7.	232	Hamilton	(16:47.3	83:56.5	1:02.5)		
1	6	Gavin Kuhlenbeck	11	16:05.5	5	71	Evan Selin 12 17:08.0
2	28	Garret Staab	11	16:34.3	6	(87)	Zach Heckman 12 17:16.0
3	60	Mitchell Claas	12	17:02.2	7	(116)	Cole Peske 12 17:42.0
4	67	Brandon Hoff	12	17:06.5			
8.	256	Whitefish Bay	(16:50.2	84:10.7	1:07.3)		
1	8	Eli Dyer	12	16:08.4	5	84	Sam Komisar 12 17:15.7
2	34	Nico Martinez-Ort	10	16:36.5	6	(98)	Thomas Gonzales 11 17:23.1
3	64	Jonathan Lukas	9	17:04.6	7	(99)	Ethan Morris 11 17:23.8
4	66	Jacob Anzia	10	17:05.5			
9.	264	Hudson	(16:52.8	84:23.9	0:58.5)		
1	25	Anthony Weeks	10	16:31.5	5	109	Jacob Mathes 12 17:30.0
2	32	George Bond	12	16:35.9	6	(111)	Cale Wimer 11 17:35.0
3	44	Noah Lundeen	11	16:48.4	7	(127)	Adam Tronnes 11 17:59.0
4	54	Sam Kiecker	12	16:58.1			
10.	272	Green Bay Preble	(16:56.7	84:43.1	0:22.9)		
1	42	Khalid Mohamed	11	16:48.1	5	77	Aaron Paris 9 17:11.0
2	45	Joseph Engler	11	16:50.0	6	(81)	Josh Helgeson 10 17:14.0
3	47	Dawson Borley	12	16:51.7	7	(124)	Phillip Balch 11 17:52.7
4	61	Brett Litkey	10	17:02.3			
11.	278	Slinger	(16:56.2	84:40.6	0:47.8)		
1	27	Cael Grothenhuis	10	16:33.1	5	94	Evan Sievers 12 17:20.9
2	38	Noah Jagielski	12	16:41.8	6	(100)	Bryce Brennan 11 17:23.9
3	56	Tyler Ott	11	17:00.8	7	(128)	Will MacCudden 10 17:59.0
4	63	Aaron Simays	12	17:04.0			
12.	280	Sun Prairie	(16:54.1	84:30.5	1:00.9)		
1	10	Ash Francis	12	16:16.4	5	90	Connor Carpenter 10 17:17.3
2	37	Adam Tess	12	16:40.1	6	(110)	Marquez Rodriguez 11 17:31.7
3	70	Hunter Teniente	11	17:07.8	7	(115)	Joseph Barber 12 17:40.9
4	73	Juan Jimenez	12	17:08.9			
13.	285	Brookfield East	(16:56.9	84:44.5	0:46.3)		
1	23	Mark Browne	11	16:28.5	5	82	Bennett Hanson 12 17:14.8
2	43	Logan Bell	10	16:48.1	6	(91)	Joseph Hemmer 10 17:19.2
3	62	Trent Curry	10	17:03.3	7	(95)	Ian Szablewski 10 17:21.4
4	75	Jackson Pitzen	11	17:09.8			
14.	288	Arrowhead	(16:48.9	84:04.2	1:39.1)		
1	2	Elijah DeVries	12	15:43.0	5	97	Adam Klauck 12 17:22.1
2	18	Sam Gomon	11	16:27.3	6	(117)	Seth Ray 10 17:43.2
3	85	Christian Peterson	12	17:15.9	7	(130)	Eliot Giffin 10 18:03.1
4	86	Elijah Jones	12	17:15.9			



15.	321	West Bend West	(17:02.4	85:12.0	0:39.6)		
1	33	Alex Suelflow	12	16:35.9	5	83 Nathan Brendemihl	12 17:15.5
2	55	Kevin Lemens	11	17:00.8	6	(135) Eli Eichner	11 18:26.3
3	74	Liam Sweeney	12	17:09.3	7	(136) Kyler Fuchs	9 18:26.9
4	76	Gavin Pickett	12	17:10.5			
16.	346	De Pere	(17:03.7	85:18.4	0:58.4)		
1	35	Andrew Lopez	11	16:36.7	5	112 Max Streichert	10 17:35.1
2	36	Aaron Milkie	12	16:37.5	6	(123) Wesley Ericksen	12 17:49.8
3	57	Matthew Galler	11	17:01.4	7	(139) Tyler Blum	11 18:43.9
4	106	Daniel Ericksrud	11	17:27.7			
17.	351	Eau Claire Memorial	(17:04.6	85:22.6	0:59.3)		
1	20	Scout Stokes	10	16:28.3	5	105 Carter Wood	12 17:27.6
2	49	Zak Sather	12	16:53.6	6	(121) Jeremiah Becker	11 17:48.2
3	88	Andrew Vierbicher	12	17:16.4	7	(133) Gabe Durkee	11 18:15.0
4	89	George Lynch	12	17:16.7			
18.	425	Muskego	(17:18.2	86:31.0	1:36.2)		
1	11	Erik Kain	11	16:17.9	5	125 Ethan Hopp	10 17:54.1
2	68	Adam Kierzek	12	17:07.2	6	(132) Caleb Boudreau	10 18:10.8
3	101	Tyler Termaat	12	17:24.7	7	(137) Will Martens	10 18:27.8
4	120	Frankie Sperka	12	17:47.1			
19.	443	West Allis Nathan Hale	(17:23.1	86:55.3	1:54.9)		
1	9	Joshua Truchon	10	16:11.8	5	131 Cole Konczal	9 18:06.7
2	72	Liam Kelley	11	17:08.5	6	(138) Ethan Fisher	11 18:34.2
3	102	Brad Glisczinski	12	17:25.3	7	(140) Brennan Kompas	10 19:45.6
4	129	Matthew Kees	10	18:03.0			
20.	464	Kenosha Indian Trail	(17:22.9	86:54.5	1:16.9)		
1	22	Trey Meier	11	16:28.5	5	119 Connell Rooney	12 17:45.4
2	92	Mason Scoggin	11	17:20.3	6	(122) Garrett Hatch	11 17:49.0
3	113	Connor Calara	12	17:35.6	7	(126) Keegan Meier	9 17:55.9
4	118	Evan Edwards	12	17:44.7			

Page 2
 WIAA Cross Country State Championships
 The Ridges Golf Course, Wisconsin Rapids, WI
 October 27, 2018
 Boys Division 1

Place	TmPl	Name	Year	Teamname	Rank	1 Mile	Rank	2 Mile	Split	Last1.1	Time	Pace
96	58	Phillip Houston	10	Oconomowoc	128	5:16	101	10:54	5:38	6:08	17:01.8	5:29
97	59	Kaleb Kohn	12	Madison West	88	5:10	78	10:44	5:35	6:19	17:02.0	5:29
98	60	Mitchell Claas	12	Hamilton	126	5:16	107	10:56	5:41	6:07	17:02.2	5:30
99	61	Brett Litkey	10	Green Bay Preble	114	5:14	95	10:50	5:36	6:13	17:02.3	5:30
100	62	Trent Curry	10	Brookfield East	56	5:05	90	10:48	5:43	6:17	17:03.3	5:30
101		Milo Altamarano	12	Racine Case	109	5:14	97	10:51	5:38	6:13	17:03.7	5:30
102		Brody Olson	12	Pulaski	83	5:09	54	10:35	5:26	6:30	17:03.9	5:30
103	63	Aaron Simays	12	Slinger	133	5:17	118	10:59	5:43	6:06	17:04.0	5:30
104	64	Jonathan Lukas	9	Whitefish Bay	151	5:19	112	10:58	5:39	6:08	17:04.6	5:30
105	65	Frank Thornton	12	Middleton	63	5:06	80	10:45	5:39	6:21	17:04.8	5:30
106	66	Jacob Anzia	10	Whitefish Bay	125	5:16	100	10:54	5:38	6:13	17:05.5	5:31
107	67	Brandon Hoff	12	Hamilton	130	5:16	106	10:56	5:40	6:11	17:06.5	5:31
108	68	Adam Kierzek	12	Muskego	89	5:10	104	10:56	5:46	6:12	17:07.2	5:31
109	69	Daniel Kiefer	11	Stevens Point	144	5:19	126	11:02	5:43	6:07	17:07.4	5:31
110	70	Hunter Teniente	11	Sun Prairie	90	5:10	102	10:54	5:45	6:14	17:07.8	5:31
111	71	Evan Selin	12	Hamilton	122	5:16	108	10:57	5:42	6:12	17:08.0	5:31
112	72	Liam Kelley	11	West Allis Nathan Hale	36	5:01	88	10:47	5:46	6:22	17:08.5	5:32
113	73	Juan Jimenez	12	Sun Prairie	32	5:01	83	10:46	5:45	6:24	17:08.9	5:32
114	74	Liam Sweeney	12	West Bend West	148	5:19	132	11:03	5:44	6:07	17:09.3	5:32
115	75	Jackson Pitzzen	11	Brookfield East	171	5:24	142	11:06	5:43	6:05	17:09.8	5:32
116	76	Gavin Pickett	12	West Bend West	147	5:19	131	11:03	5:44	6:08	17:10.5	5:32
117	77	Aaron Paris	9	Green Bay Preble	134	5:17	120	11:00	5:43	6:12	17:11.0	5:32
118	78	Joseph Murray	12	Neenah	107	5:13	121	11:00	5:47	6:13	17:11.9	5:33
119		Logan Lutz	11	Greendale	137	5:17	134	11:04	5:47	6:10	17:13.4	5:33
120	79	Jack Ramstack	11	Germantown	164	5:22	152	11:09	5:47	6:06	17:13.6	5:33
121		Gabriel Ramirez	12	Milwaukee Ronald Reagan	121	5:15	113	10:58	5:43	6:16	17:13.8	5:33
122	80	Langston Nashold	12	Madison West	140	5:18	146	11:07	5:49	6:08	17:13.9	5:33
123	81	Josh Helgeson	10	Green Bay Preble	136	5:17	117	10:59	5:42	6:16	17:14.0	5:33
124	82	Bennett Hanson	12	Brookfield East	112	5:14	116	10:59	5:46	6:17	17:14.8	5:34
125	83	Nathan Brendemihl	12	West Bend West	150	5:19	136	11:04	5:45	6:12	17:15.5	5:34
126	84	Sam Komisar	12	Whitefish Bay	170	5:23	145	11:07	5:44	6:10	17:15.7	5:34
127	85	Christian Peterson	12	Arrowhead	141	5:18	119	10:59	5:42	6:17	17:15.9	5:34
128		Christian Jaeger	10	Madison La Follette	120	5:15	109	10:57	5:42	6:20	17:15.9	5:34
129	86	Elijah Jones	12	Arrowhead	131	5:16	122	11:00	5:45	6:16	17:15.9	5:34
130	87	Zach Heckman	12	Hamilton	127	5:16	111	10:58	5:42	6:19	17:16.0	5:34
131	88	Andrew Vierbicher	12	Eau Claire Memorial	167	5:23	139	11:05	5:42	6:12	17:16.4	5:34
132	89	George Lynch	12	Eau Claire Memorial	174	5:24	156	11:10	5:46	6:07	17:16.7	5:34
133	90	Connor Carpenter	10	Sun Prairie	92	5:10	110	10:57	5:48	6:21	17:17.3	5:34
134	91	Joseph Hemmer	10	Brookfield East	108	5:13	129	11:02	5:50	6:18	17:19.2	5:35
135		Adam Uy	11	Brookfield Central	166	5:23	149	11:08	5:45	6:12	17:19.6	5:35
136		Hall Alex	12	Hartford Union	129	5:16	158	11:10	5:54	6:10	17:19.9	5:35
137	92	Mason Scoggin	11	Kenosha Indian Trail	132	5:17	127	11:02	5:46	6:19	17:20.3	5:35
138	93	Michael Madoch	12	Middleton	102	5:12	123	11:01	5:49	6:21	17:20.7	5:35
139	94	Evan Sievers	12	Slinger	169	5:23	154	11:09	5:46	6:13	17:20.9	5:36
140	95	Ian Szablewski	10	Brookfield East	142	5:18	147	11:07	5:49	6:15	17:21.4	5:36
141	96	Cade Kenyon	11	Oconomowoc	157	5:20	150	11:08	5:48	6:15	17:22.1	5:36
142	97	Adam Klauk	12	Arrowhead	139	5:18	115	10:58	5:41	6:25	17:22.1	5:36
143	98	Thomas Gonzales	11	Whitefish Bay	152	5:20	141	11:05	5:46	6:18	17:23.1	5:36
144	99	Ethan Morris	11	Whitefish Bay	160	5:21	140	11:05	5:44	6:20	17:23.8	5:36
145	100	Bryce Brennan	11	Slinger	175	5:24	163	11:12	5:48	6:13	17:23.9	5:36
146	101	Tyler Termaat	12	Muskego	153	5:20	162	11:12	5:53	6:13	17:24.7	5:37
147	102	Brad Glisczinski	12	West Allis Nathan Hale	115	5:15	128	11:02	5:48	6:24	17:25.3	5:37
148		Ryan Mares	11	Appleton East	113	5:14	138	11:04	5:51	6:22	17:25.8	5:37
149	103	Manix White	12	Madison West	138	5:18	157	11:10	5:53	6:18	17:26.9	5:37
150	104	Cody Witthun	11	Oconomowoc	158	5:20	151	11:08	5:48	6:20	17:27.1	5:37
151	105	Carter Wood	12	Eau Claire Memorial	181	5:26	166	11:15	5:50	6:14	17:27.6	5:38
152	106	Daniel Ericksrud	11	De Pere	124	5:16	135	11:04	5:49	6:25	17:27.7	5:38
153		John Rapp	12	Franklin	155	5:20	161	11:11	5:52	6:17	17:27.9	5:38
154	107	William Newsome	12	Neenah	135	5:17	155	11:09	5:52	6:19	17:28.0	5:38
155	108	Aaron Nussbaum	12	Neenah	143	5:19	160	11:11	5:53	6:18	17:28.4	5:38
156	109	Jacob Mathes	12	Hudson	78	5:09	114	10:58	5:50	6:33	17:30.0	5:38
157		Kevin Hall	11	Union Grove	110	5:14	148	11:07	5:54	6:24	17:30.4	5:39
158	110	Marquez Rodriguez	11	Sun Prairie	104	5:13	137	11:04	5:52	6:28	17:31.7	5:39
159		Joey Madsen	11	River Falls	154	5:20	164	11:12	5:53	6:22	17:33.7	5:40
160	111	Cale Wimer	11	Hudson	117	5:15	133	11:03	5:49	6:33	17:35.0	5:40
161	112	Max Streichert	10	De Pere	75	5:08	125	11:01	5:54	6:35	17:35.1	5:40
162	113	Connor Calara	12	Kenosha Indian Trail	87	5:10	130	11:02	5:53	6:34	17:35.6	5:40
163	114	Spencer Esposito	11	Germantown	180	5:25	175	11:20	5:55	6:21	17:40.5	5:42
164	115	Joseph Barber	12	Sun Prairie	101	5:12	143	11:06	5:55	6:35	17:40.9	5:42
165	116	Cole Peske	12	Hamilton	159	5:21	169	11:15	5:55	6:27	17:42.0	5:42
166	117	Seth Ray	10	Arrowhead	145	5:19	153	11:09	5:50	6:35	17:43.2	5:43
167	118	Evan Edwards	12	Kenosha Indian Trail	176	5:24	181	11:26	6:02	6:19	17:44.7	5:43
168	119	Connell Rooney	12	Kenosha Indian Trail	96	5:11	159	11:11	6:00	6:35	17:45.4	5:43
169	120	Frankie Sperka	12	Muskego	156	5:20	170	11:16	5:57	6:32	17:47.1	5:44
170		Patrick Schwartz	10	Menomonie	183	5:27	172	11:17	5:51	6:32	17:48.1	5:44
171	121	Jeremiah Becker	11	Eau Claire Memorial	182	5:26	173	11:19	5:53	6:30	17:48.2	5:44
172	122	Garrett Hatch	11	Kenosha Indian Trail	149	5:19	176	11:21	6:02	6:29	17:49.0	5:45
173	123	Wesley Ericksen	12	De Pere	118	5:15	165	11:13	5:59	6:37	17:49.8	5:45
174	124	Phillip Balch	11	Green Bay Preble	168	5:23	177	11:21	5:59	6:32	17:52.7	5:46
175	125	Ethan Hopp	10	Muskego	161	5:21	171	11:16	5:56	6:38	17:54.1	5:46
176	126	Keegan Meier	9	Kenosha Indian Trail	106	5:13	167	11:15	6:02	6:42	17:55.9	5:47
177	127	Adam Tronnes	11	Hudson	163	5:22	182	11:27	6:06	6:32	17:59.0	5:48
178	128	Will MacCudden	10	Slinger	187	5:30	179	11:25	5:56	6:35	17:59.0	5:48
179	129	Matthew Kees	10	West Allis Nathan Hale	177	5:25	183	11:28	6:04	6:36	18:03.0	5:49
180	130	Eliot Giffin	10	Arrowhead	162	5:21	168	11:15	5:54	6:49	18:03.1	5:49
181	131	Cole Koczal	9	West Allis Nathan Hale	178	5:25	180	11:25	6:01	6:42	18:06.7	5:50
182	132	Caleb Boudreau	10	Muskego	165	5:22	174	11:19	5:57	6:52	18:10.8	5:52
183	133	Gabe Durkee	11	Eau Claire Memorial	184	5:27	185	11:29	6:03	6:46	18:15.0	5:53
184	134	Mitch Gobler	10	Germantown	179	5:25	178	11:24	6:00	6:55	18:18.4	5:54
185	135	Eli Eichner	11	West Bend West	189	5:32	187	11:43	6:11	6:44	18:26.3	5:57
186	136	Kyler Fuchs	9	West Bend West	188	5:32	188	11:44	6:13	6:44	18:26.9	5:57
187	137	Will Martens	10	Muskego	172	5:24	186	11:31	6:08	6:57	18:27.8	5:57
188	138	Ethan Fisher	11	West Allis Nathan Hale	186	5:29	184	11:29	6:01	7:06	18:34.2	5:59
189	139	Tyler Blum	11	De Pere	185	5:28	189	11:47	6:19	6:58	18:43.9	6:02
190	140	Brennan Kompas	10	West Allis Nathan Hale	190	5:46	190	12:25	6:39	7:22	19:45.6	6:22

Page 1
 WIAA Cross Country State Championships
 The Ridges Golf Course, Wisconsin Rapids, WI
 October 27, 2018
 Boys Division 1

Place	TmPl	Name	Year	Teamname	Rank	1 Mile	Rank	2 Mile	Split	Last1.1	Time	Pace
1		Drew Bosley	12	Homestead	1	4:52	1	9:52	5:01	5:29	15:20.1	4:57
2		Rowen Ellenberg	12	Kimberly	2	4:53	3	10:03	5:10	5:29	15:30.9	5:00
3	1	Matthew Meinke	12	Neenah	5	4:54	4	10:04	5:10	5:31	15:33.9	5:01
4	2	Elijah Devries	12	Arrowhead	3	4:53	2	9:54	5:02	5:50	15:43.0	5:04
5	3	Ben Schnoor	11	Germantown	17	4:57	7	10:11	5:15	5:38	15:48.4	5:06
6		Tyler Kisting	12	Oak Creek	15	4:57	9	10:12	5:15	5:39	15:49.8	5:06
7	4	Caleb Easton	12	Middleton	8	4:54	10	10:12	5:18	5:40	15:51.9	5:07
8	5	Alexander Vance	11	Oconomowoc	7	4:54	6	10:11	5:17	5:42	15:52.9	5:07
9		Nicholas Holmes	11	Nicolet	10	4:55	8	10:11	5:17	5:44	15:54.5	5:08
10		Bryan Bloomquist	10	Janesville Craig	4	4:54	5	10:11	5:17	5:45	15:55.3	5:08
11		Jack Scherer	10	Oshkosh North	16	4:57	11	10:14	5:18	5:47	16:00.7	5:10
12		Henry Wellenstein	12	Wauwatosa East	18	4:57	12	10:15	5:18	5:51	16:04.6	5:11
13		Aidan Sodemann	12	South Milwaukee	14	4:56	16	10:17	5:21	5:49	16:05.3	5:11
14	6	Gavin Kuhlbeck	11	Hamilton	45	5:03	27	10:25	5:23	5:41	16:05.5	5:11
15	7	Chad Franz	12	Stevens Point	27	5:00	17	10:21	5:21	5:46	16:05.9	5:11
16		Max Loetscher	12	Madison East	12	4:55	13	10:15	5:20	5:53	16:07.2	5:12
17		Ryan Hartman	11	Wausau West	21	4:59	18	10:21	5:23	5:48	16:07.8	5:12
18	8	Eli Dyer	12	Whitefish Bay	65	5:06	21	10:23	5:17	5:46	16:08.4	5:12
19		Ian Nadolski	12	Mukwonago	9	4:55	14	10:16	5:22	5:53	16:08.5	5:12
20		Bryce Tome	12	Franklin	37	5:02	19	10:21	5:20	5:48	16:08.8	5:12
21	9	Joshua Truchon	10	West Allis Nathan Hale	46	5:03	28	10:26	5:23	5:47	16:11.8	5:13
22	10	Ash Francis	12	Sun Prairie	6	4:54	15	10:16	5:23	6:01	16:16.4	5:15
23	11	Erik Kain	11	Muskego	34	5:01	29	10:26	5:25	5:53	16:17.9	5:15
24	12	Griffin Congdon	12	Neenah	20	4:58	20	10:22	5:25	5:57	16:19.2	5:16
25	13	Sean Drinan	12	Germantown	79	5:09	47	10:33	5:25	5:47	16:20.1	5:16
26	14	Trenton Bauer	10	Neenah	22	4:59	26	10:25	5:27	5:56	16:20.5	5:16
27		Ryan Thieme	11	Bay Port	66	5:06	52	10:34	5:29	5:47	16:20.9	5:16
28	15	Jimmy Koel	11	Germantown	72	5:07	46	10:33	5:26	5:49	16:21.4	5:16
29	16	Ryan Reed	11	Madison West	69	5:07	32	10:29	5:23	5:54	16:22.1	5:17
30	17	Austin Henderson	9	Neenah	26	5:00	25	10:25	5:26	5:59	16:22.8	5:17
31		Louis Ketchman	12	Milwaukee King	43	5:02	39	10:32	5:30	5:54	16:25.0	5:18
32		Blake Boles	12	Brookfield Central	48	5:03	30	10:27	5:24	6:00	16:26.1	5:18
33		Cade Ferron	12	Beaver Dam	25	5:00	24	10:25	5:25	6:02	16:26.2	5:18
34	18	Sam Gomon	11	Arrowhead	57	5:05	34	10:30	5:26	5:58	16:27.3	5:18
35	19	Michael Kluz	12	Oconomowoc	42	5:02	42	10:32	5:30	5:57	16:28.1	5:19
36	20	Scout Stokes	10	Eau Claire Memorial	60	5:05	62	10:37	5:32	5:52	16:28.3	5:19
37	21	Egan Johnson	11	Middleton	53	5:05	40	10:32	5:28	5:57	16:28.4	5:19
38		Joseph McKee	11	Marshfield	23	4:59	23	10:24	5:25	6:05	16:28.4	5:19
39	22	Trey Meier	11	Kenosha Indian Trail	11	4:55	22	10:24	5:29	6:06	16:28.5	5:19
40	23	Mark Browne	11	Brookfield East	76	5:08	58	10:36	5:28	5:53	16:28.5	5:19
41	24	Jake Lepak	11	Stevens Point	47	5:03	56	10:35	5:32	5:56	16:30.3	5:19
42		Gavin Czarnecki	10	Beaver Dam	38	5:02	36	10:31	5:30	6:01	16:31.1	5:19
43		James Giftos	12	Monona Grove	19	4:57	31	10:29	5:32	6:03	16:31.2	5:20
44	25	Anthony Weeks	10	Hudson	61	5:05	51	10:34	5:29	5:58	16:31.5	5:20
45		Mason Shea	11	River Falls	49	5:04	50	10:34	5:31	5:59	16:32.5	5:20
46	26	Peter Hoferle	11	Middleton	58	5:05	33	10:30	5:25	6:04	16:33.0	5:20
47	27	Cael Grothenhuis	10	Slinger	91	5:10	64	10:38	5:28	5:56	16:33.1	5:20
48	28	Garret Staab	11	Hamilton	50	5:04	57	10:36	5:33	5:59	16:34.3	5:21
49	29	Luke Treiber	12	Madison West	84	5:09	65	10:38	5:29	5:58	16:35.1	5:21
50	30	Erik Neunninghoff	12	Madison West	86	5:10	45	10:33	5:23	6:03	16:35.2	5:21
51	31	Julian Gary	11	Madison West	85	5:09	70	10:41	5:32	5:55	16:35.3	5:21
52	32	George Bond	12	Hudson	59	5:05	49	10:34	5:29	6:03	16:35.9	5:21
53	33	Alex Suelflow	12	West Bend West	93	5:11	73	10:42	5:32	5:55	16:35.9	5:21
54		Jake Lynch	12	Hartford Union	41	5:02	48	10:34	5:32	6:03	16:36.2	5:21
55	34	Nico Martinez-Ort	10	Whitefish Bay	80	5:09	68	10:40	5:31	5:57	16:36.5	5:21
56	35	Andrew Lopez	11	De Pere	30	5:00	44	10:32	5:33	6:05	16:36.7	5:21
57		Patrick Wills	9	Waukesha North	70	5:07	67	10:40	5:33	5:58	16:37.3	5:21
58		Chris Wolfe	11	Madison La Follette	73	5:08	55	10:35	5:28	6:03	16:37.4	5:21
59	36	Aaron Milkie	12	De Pere	31	5:01	41	10:32	5:32	6:06	16:37.5	5:22
60		Isaiah Winowski	12	D.C. Everest	52	5:04	53	10:35	5:31	6:04	16:38.1	5:22
61	37	Adam Tess	12	Sun Prairie	71	5:07	74	10:42	5:36	5:58	16:40.1	5:22
62		Randy Johnson	12	Ashwaubenon	68	5:07	60	10:36	5:30	6:05	16:40.7	5:23
63		Jake Krause	11	Hortonville	55	5:05	61	10:36	5:32	6:05	16:40.8	5:23
64	38	Noah Jagielski	12	Slinger	111	5:14	89	10:47	5:34	5:55	16:41.8	5:23
65	39	Zach Leffel	11	Middleton	44	5:02	38	10:32	5:30	6:14	16:45.0	5:24
66	40	Zach Scharbarth	9	Stevens Point	40	5:02	59	10:36	5:34	6:11	16:45.6	5:24
67		Aaron Levenson	12	Janesville Craig	95	5:11	77	10:43	5:33	6:03	16:45.7	5:24
68		Justin Krause	12	Pewaukee	74	5:08	94	10:49	5:42	5:58	16:46.4	5:24
69	41	Braedon Gilles	11	Middleton	54	5:05	75	10:43	5:39	6:04	16:46.6	5:24
70		Grant Magnuson	10	River Falls	119	5:15	98	10:52	5:37	5:56	16:46.7	5:24
71	42	Khalid Mohamed	11	Green Bay Preble	35	5:01	43	10:32	5:32	6:16	16:48.1	5:25
72	43	Logan Bell	10	Brookfield East	105	5:13	93	10:49	5:37	6:00	16:48.1	5:25
73	44	Noah Lundeen	11	Hudson	29	5:00	63	10:38	5:38	6:12	16:48.4	5:25
74	45	Joseph Engler	11	Green Bay Preble	116	5:15	92	10:49	5:35	6:02	16:50.0	5:26
75	46	Miles Mulder	12	Oconomowoc	67	5:06	81	10:45	5:39	6:06	16:50.7	5:26
76	47	Dawson Borley	12	Green Bay Preble	97	5:11	79	10:45	5:34	6:08	16:51.7	5:26
77		Reed Anderson	12	Monona Grove	51	5:04	72	10:42	5:38	6:12	16:52.8	5:26
78		Alex Grabowski	12	DeForest	28	5:00	69	10:41	5:41	6:13	16:53.3	5:27
79	48	James Jacobs	9	Stevens Point	82	5:09	84	10:46	5:37	6:08	16:53.4	5:27
80	49	Zak Sather	12	Eau Claire Memorial	62	5:05	76	10:43	5:38	6:11	16:53.6	5:27
81	50	Alex Strojny	12	Stevens Point	39	5:02	35	10:31	5:30	6:24	16:54.0	5:27
82		Eric Dethloff	11	Menomonee Falls	64	5:06	82	10:45	5:40	6:11	16:55.2	5:27
83		Jacob Burgener	12	DeForest	33	5:01	71	10:41	5:41	6:15	16:55.5	5:27
84	51	Jake Bourget	10	Stevens Point	99	5:12	87	10:47	5:36	6:09	16:55.9	5:27
85	52	Marcus Knight	10	Germantown	123	5:16	103	10:55	5:40	6:02	16:56.3	5:28
86	53	Noah Meissner	11	Oconomowoc	98	5:11	91	10:48	5:38	6:09	16:56.6	5:28
87		Kyle Derosier	12	Burlington	94	5:11	105	10:56	5:45	6:02	16:57.0	5:28
88	54	Sam Kiecker	12	Hudson	77	5:09	96	10:51	5:43	6:08	16:58.1	5:28
89		Nick Hellrood	12	Madison La Follette	100	5:12	85	10:46	5:35	6:14	16:59.2	5:29
90		Garrett Olson	12	Kenosha Bradford/Reuther	13	4:56	37	10:31	5:36	6:29	16:59.6	5:29
91		Joshua McKee	11	Marshfield	24	5:00	66	10:38	5:39	6:23	17:00.6	5:29
92		Cameron Lamere	9	Holmen	103	5:12	99	10:52	5:40	6:09	17:00.7	5:29
93	55	Kevin Lemens	11	West Bend West	146	5:19	124	11:01	5:43	6:01	17:00.8	5:29
94	56	Tyler Ott	11	Slinger	173	5:24	144	11:06	5:43	5:55	17:00.8	5:29
95	57	Matthew Galler	11	De Pere	81	5:09	86	10:47	5:38	6:15	17:01.4	5:29

SAT 12:00 PM

Boys' 5000m D1

1 MILE

2 MILE





FINISH - 5000M

COMPILED


















INDIVIDUAL







TEAM



















Results

PLACE ▼	ATHLETE	RESULT	1 MILE	2 MILE	5000M	PTS
1	 Drew Bosley Homestead [12]	15:20.1	4:51.4 - Pl: 1	9:51.6 5:00.3 Pl: 1 ↔	15:20.1 5:28.5 Pl: 1 ↔	
2	 Rowen Ellenberg Kimberly [12]	15:30.9	4:52.4 +1.0 Pl: 2	10:02.2 5:09.9 +10.6 Pl: 3 ↓	15:30.9 5:28.7 +10.8 Pl: 2 ↑	
3	 Matthew Meinke Neenah [12]	15:33.9	4:53.4 +2.0 Pl: 5	10:03.1 5:09.8 +11.5 Pl: 4 ↑	15:33.9 5:30.8 +13.8 Pl: 3 ↑	
4	 Elijah Devries Arrowhead [12]	15:43.0	4:52.7 +1.3 Pl: 3	9:53.9 5:01.3 +2.3 Pl: 2 ↑	15:43.0 5:49.1 +22.9 Pl: 4 ↓	
5	 Ben Schnoor Germantown [11]	15:48.4	4:56.4 +5.0 Pl: 17	10:10.9 5:14.5 +19.3 Pl: 7 ↑10	15:48.4 5:37.6 +28.3 Pl: 5 ↑2	
6	 Tyler Kisting Oak Creek [12]	15:49.8	4:56.3 +4.9 Pl: 15	10:11.2 5:14.9 +19.6 Pl: 9 ↑6	15:49.8 5:38.7 +29.7 Pl: 6 ↑3	
7	 Caleb Easton Middleton [12]	15:51.9	4:53.9 +2.5 Pl: 8	10:11.9 5:18.0 +20.3 Pl: 10 ↓2	15:51.9 5:40.0 +31.8 Pl: 7 ↑3	
8	 Alexander Vance Oconomowoc [11]	15:52.9	4:53.9 +2.5 Pl: 7	10:10.5 5:16.7 +18.9 Pl: 6 ↑1	15:52.9 5:42.4 +32.8 Pl: 8 ↓2	
9	 Nicholas Holmes Nicolet [11]	15:54.5	4:54.3 +2.9 Pl: 10	10:10.9 5:16.6 +19.3 Pl: 8 ↑2	15:54.5 5:43.6 +34.4 Pl: 9 ↓1	
10	 Bryan Bloomquist Janesville Craig [10]	15:55.3	4:53.1 +1.7 Pl: 4	10:10.1 5:17.0 +18.5 Pl: 5 ↓1	15:55.3 5:45.3 +35.2 Pl: 10 ↓5	
11	 Jack Scherer Oshkosh North [10]	16:00.7	4:56.4 +5.0 Pl: 16	10:13.9 5:17.6 +22.3 Pl: 11 ↑5	16:00.7 5:46.8 +40.6 Pl: 11 ↔	
12	 Henry Wellenstein Wauwatosa East [12]	16:04.6	4:56.6 +5.2 Pl: 18	10:14.1 5:17.6 +22.5 Pl: 12 ↑6	16:04.6 5:50.6 +44.5 Pl: 12 ↔	
13	 Aidan Sodemann South Milwaukee [12]	16:05.3	4:56.0 +4.6 Pl: 14	10:16.8 5:20.8 +25.2 Pl: 16 ↓2	16:05.3 5:48.5 +45.2 Pl: 13 ↑3	
14	 Gavin Kuhlenbeck Hamilton [11]	16:05.5	5:02.3 +10.9 Pl: 45	10:24.9 5:22.6 +33.3 Pl: 27 ↑18	16:05.5 5:40.7 +45.4 Pl: 14 ↑13	

PLACE ▼	ATHLETE	RESULT	1 MILE	2 MILE	5000M	PTS
15	 Chad Franz Stevens Point [12]	16:05.9	4:59.9 +8.5 Pl: 27	10:20.4 5:20.6 +28.8 Pl: 17 ↑10	16:05.9 5:45.6 +45.8 Pl: 15 ↑2	
16	 Max Loetscher Madison East [12]	16:07.2	4:54.9 +3.5 Pl: 12	10:14.2 5:19.4 +22.6 Pl: 13 ↓1	16:07.2 5:53.0 +47.1 Pl: 16 ↓3	
17	 Ryan Hartman Wausau West [11]	16:07.8	4:58.1 +6.7 Pl: 21	10:20.6 5:22.6 +29.0 Pl: 18 ↑3	16:07.8 5:47.2 +47.7 Pl: 17 ↑1	
18	 Eli Dyer Whitefish Bay [12]	16:08.4	5:05.7 +14.3 Pl: 65	10:22.2 5:16.6 +30.6 Pl: 21 ↑44	16:08.4 5:46.3 +48.3 Pl: 18 ↑3	
19	 Ian Nadolski Mukwonago [12]	16:08.5	4:54.3 +2.9 Pl: 9	10:15.4 5:21.2 +23.8 Pl: 14 ↓5	16:08.5 5:53.2 +48.4 Pl: 19 ↓5	
20	 Bryce Tome Franklin [12]	16:08.8	5:01.1 +9.7 Pl: 37	10:20.8 5:19.7 +29.2 Pl: 19 ↑18	16:08.8 5:48.0 +48.7 Pl: 20 ↓1	
21	 Joshua Truchon West Allis Nathan Hale [10]	16:11.8	5:02.7 +11.3 Pl: 46	10:25.1 5:22.4 +33.5 Pl: 28 ↑18	16:11.8 5:46.8 +51.7 Pl: 21 ↑7	
22	 Ash Francis Sun Prairie [12]	16:16.4	4:53.5 +2.1 Pl: 6	10:15.8 5:22.3 +24.2 Pl: 15 ↓9	16:16.4 6:00.7 +56.3 Pl: 22 ↓7	
23	 Erik Kain Muskego [11]	16:17.9	5:00.7 +9.3 Pl: 34	10:25.1 5:24.4 +33.5 Pl: 29 ↑5	16:17.9 5:52.9 +57.8 Pl: 23 ↑6	
24	 Griffin Congdon Neeenah [12]	16:19.2	4:57.7 +6.3 Pl: 20	10:21.9 5:24.3 +30.3 Pl: 20 ↔	16:19.2 5:57.3 +59.1 Pl: 24 ↓4	
25	 Sean Drinan Germantown [12]	16:20.1	5:08.3 +16.9 Pl: 79	10:32.9 5:24.6 +41.3 Pl: 47 ↑32	16:20.1 5:47.3 +1:00.0 Pl: 25 ↑22	
26	 Trenton Bauer Neeenah [10]	16:20.5	4:58.3 +6.9 Pl: 22	10:24.6 5:26.3 +33.0 Pl: 26 ↓4	16:20.5 5:55.9 +1:00.4 Pl: 26 ↔	
27	 Ryan Thieme Bay Port [11]	16:20.9	5:05.7 +14.3 Pl: 66	10:33.8 5:28.1 +42.2 Pl: 52 ↑14	16:20.9 5:47.1 +1:00.8 Pl: 27 ↑25	
28	 Jimmy Koel Germantown [11]	16:21.4	5:07.0 +15.6 Pl: 72	10:32.6 5:25.6 +41.0 Pl: 46 ↑26	16:21.4 5:48.8 +1:01.3 Pl: 28 ↑18	
29	 Ryan Reed Madison West [11]	16:22.1	5:06.5 +15.1 Pl: 69	10:28.6 5:22.2 +37.0 Pl: 32 ↑37	16:22.1 5:53.6 +1:02.0 Pl: 29 ↑3	
30	 Austin Henderson Neeenah [9]	16:22.8	4:59.4 +8.0 Pl: 26	10:24.5 5:25.1 +32.9 Pl: 25 ↑1	16:22.8 5:58.4 +1:02.7 Pl: 30 ↓5	
31	 Louis Ketchman Milwaukee King [12]	16:25.0	5:02.0 +10.6 Pl: 43	10:31.2 5:29.2 +39.6 Pl: 39 ↑4	16:25.0 5:53.9 +1:04.9 Pl: 31 ↑8	
32	 Blake Boles Brookfield Central [12]	16:26.1	5:03.0 +11.6 Pl: 48	10:26.1 5:23.1 +34.5 Pl: 30 ↑18	16:26.1 6:00.0 +1:06.0 Pl: 32 ↓2	
33	 Cade Ferron Beaver Dam [12]	16:26.2	4:59.2 +7.8	10:24.2 5:25.0 +32.6	16:26.2 6:02.0 +1:06.1	

PLACE ▼	ATHLETE	RESULT	1 MILE	2 MILE	5000M	PTS
			Pl: 25	Pl: 24 ↑1	Pl: 33 ↓9	
34	 Sam Gomon Arrowhead [11]	16:27.3	5:04.4 +13.0 Pl: 57	10:29.9 5:25.6 +38.3 Pl: 34 ↑23	16:27.3 5:57.4 +1:07.2 Pl: 34 ↔	
35	 Michael Kluz Oconomowoc [12]	16:28.1	5:01.9 +10.5 Pl: 42	10:31.7 5:29.8 +40.1 Pl: 42 ↔	16:28.1 5:56.4 +1:08.0 Pl: 35 ↑7	
36	 Scout Stokes Eau Claire Memorial [10]	16:28.3	5:04.8 +13.4 Pl: 60	10:36.5 5:31.8 +44.9 Pl: 62 ↓2	16:28.3 5:51.8 +1:08.2 Pl: 36 ↑26	
37	 Egan Johnson Middleton [11]	16:28.4	5:04.1 +12.7 Pl: 53	10:31.4 5:27.3 +39.8 Pl: 40 ↑13	16:28.4 5:57.0 +1:08.3 Pl: 37 ↑3	
38	 Joseph McKee Marshfield [11]	16:28.4	4:58.7 +7.3 Pl: 23	10:23.6 5:24.9 +32.0 Pl: 23 ↔	16:28.4 6:04.9 +1:08.3 Pl: 38 ↓15	
39	 Trey Meier Kenosha Indian Trail [11]	16:28.5	4:54.6 +3.2 Pl: 11	10:23.1 5:28.6 +31.5 Pl: 22 ↓11	16:28.5 6:05.4 +1:08.4 Pl: 39 ↓17	
40	 Mark Browne Brookfield East [11]	16:28.5	5:08.0 +16.6 Pl: 76	10:35.3 5:27.3 +43.7 Pl: 58 ↑18	16:28.5 5:53.3 +1:08.4 Pl: 40 ↑18	
41	 Jake Lepak Stevens Point [11]	16:30.3	5:02.9 +11.5 Pl: 47	10:34.9 5:32.0 +43.3 Pl: 56 ↓9	16:30.3 5:55.5 +1:10.2 Pl: 41 ↑15	
42	 Gavin Czarnecki Beaver Dam [10]	16:31.1	5:01.3 +9.9 Pl: 38	10:30.8 5:29.5 +39.2 Pl: 36 ↑2	16:31.1 6:00.4 +1:11.0 Pl: 42 ↓6	
43	 James Giftos Monona Grove [12]	16:31.2	4:57.0 +5.6 Pl: 19	10:28.4 5:31.5 +36.8 Pl: 31 ↓12	16:31.2 6:02.8 +1:11.1 Pl: 43 ↓12	
44	 Anthony Weeks Hudson [10]	16:31.5	5:04.9 +13.5 Pl: 61	10:33.6 5:28.8 +42.0 Pl: 51 ↑10	16:31.5 5:57.9 +1:11.4 Pl: 44 ↑7	
45	 Mason Shea River Falls [11]	16:32.5	5:03.1 +11.7 Pl: 49	10:33.3 5:30.2 +41.7 Pl: 50 ↓1	16:32.5 5:59.3 +1:12.4 Pl: 45 ↑5	
46	 Peter Hoferle Middleton [11]	16:33.0	5:04.4 +13.0 Pl: 58	10:29.1 5:24.7 +37.5 Pl: 33 ↑25	16:33.0 6:04.0 +1:12.9 Pl: 46 ↓13	
47	 Cael Grothenhuis Slinger [10]	16:33.1	5:09.8 +18.4 Pl: 91	10:37.5 5:27.7 +45.9 Pl: 64 ↑27	16:33.1 5:55.6 +1:13.0 Pl: 47 ↑17	
48	 Garret Staab Hamilton [11]	16:34.3	5:03.2 +11.8 Pl: 50	10:35.3 5:32.1 +43.7 Pl: 57 ↓7	16:34.3 5:59.1 +1:14.2 Pl: 48 ↑9	
49	 Luke Treiber Madison West [12]	16:35.1	5:08.9 +17.5 Pl: 84	10:37.5 5:28.7 +45.9 Pl: 65 ↑19	16:35.1 5:57.6 +1:15.0 Pl: 49 ↑16	
50	 Erik Neunninghoff Madison West [12]	16:35.2	5:09.2 +17.8 Pl: 86	10:32.2 5:23.0 +40.6 Pl: 45 ↑41	16:35.2 6:03.1 +1:15.1 Pl: 50 ↓5	
51	 Julian Gary Madison West [11]	16:35.3	5:08.9 +17.5 Pl: 85	10:40.6 5:31.7 +49.0 Pl: 70 ↑15	16:35.3 5:54.8 +1:15.2 Pl: 51 ↑19	

PLACE ▾	ATHLETE	RESULT	1 MILE	2 MILE	5000M	PTS
52	 George Bond Hudson [12]	16:35.9	5:04.6 +13.2 Pl: 59	10:33.2 5:28.6 +41.6 Pl: 49 ↑10	16:35.9 6:02.7 +1:15.8 Pl: 52 ↓3	
53	 Alex Sueflow West Bend West [12]	16:35.9	5:10.2 +18.8 Pl: 93	10:41.6 5:31.4 +50.0 Pl: 73 ↑20	16:35.9 5:54.4 +1:15.8 Pl: 53 ↑20	
54	 Jake Lynch Hartford Union [12]	16:36.2	5:01.9 +10.5 Pl: 41	10:33.1 5:31.3 +41.5 Pl: 48 ↓7	16:36.2 6:03.1 +1:16.1 Pl: 54 ↓6	
55	 Nico Martinez-Ort Whitefish Bay [10]	16:36.5	5:08.6 +17.2 Pl: 80	10:39.3 5:30.8 +47.7 Pl: 68 ↑12	16:36.5 5:57.3 +1:16.4 Pl: 55 ↑13	
56	 Andrew Lopez De Pere [11]	16:36.7	5:00.0 +8.6 Pl: 30	10:32.0 5:32.1 +40.4 Pl: 44 ↓14	16:36.7 6:04.7 +1:16.6 Pl: 56 ↓12	
57	 Patrick Wills Waukesha North [9]	16:37.3	5:06.6 +15.2 Pl: 70	10:39.2 5:32.7 +47.6 Pl: 67 ↑3	16:37.3 5:58.1 +1:17.2 Pl: 57 ↑10	
58	 Chris Wolfe Madison La Follette [11]	16:37.4	5:07.1 +15.7 Pl: 73	10:34.6 5:27.6 +43.0 Pl: 55 ↑18	16:37.4 6:02.8 +1:17.3 Pl: 58 ↓3	
59	 Aaron Milkie De Pere [12]	16:37.5	5:00.2 +8.8 Pl: 31	10:31.5 5:31.3 +39.9 Pl: 41 ↓10	16:37.5 6:06.0 +1:17.4 Pl: 59 ↓18	
60	 Isaiah Winowiski D.C. Everest [12]	16:38.1	5:03.8 +12.4 Pl: 52	10:34.3 5:30.6 +42.7 Pl: 53 ↓1	16:38.1 6:03.9 +1:18.0 Pl: 60 ↓7	
61	 Adam Tess Sun Prairie [12]	16:40.1	5:06.7 +15.3 Pl: 71	10:41.9 5:35.3 +50.3 Pl: 74 ↓3	16:40.1 5:58.2 +1:20.0 Pl: 61 ↑13	
62	 Randy Johnson Ashwaubenon [12]	16:40.7	5:06.3 +14.9 Pl: 68	10:35.8 5:29.6 +44.2 Pl: 60 ↑8	16:40.7 6:04.9 +1:20.6 Pl: 62 ↓2	
63	 Jake Krause Hortonville [11]	16:40.8	5:04.3 +12.9 Pl: 55	10:35.8 5:31.6 +44.2 Pl: 61 ↓6	16:40.8 6:05.0 +1:20.7 Pl: 63 ↓2	
64	 Noah Jagielski Slinger [12]	16:41.8	5:13.3 +21.9 Pl: 111	10:46.9 5:33.6 +55.3 Pl: 89 ↑22	16:41.8 5:54.9 +1:21.7 Pl: 64 ↑25	
65	 Zach Leffel Middleton [11]	16:45.0	5:02.0 +10.6 Pl: 44	10:31.1 5:29.1 +39.5 Pl: 38 ↑6	16:45.0 6:13.9 +1:24.9 Pl: 65 ↓27	
66	 Zach Scharbarth Stevens Point [9]	16:45.6	5:01.8 +10.4 Pl: 40	10:35.4 5:33.7 +43.8 Pl: 59 ↓19	16:45.6 6:10.2 +1:25.5 Pl: 66 ↓7	
67	 Aaron Levenson Janesville Craig [12]	16:45.7	5:10.4 +19.0 Pl: 95	10:43.0 5:32.6 +51.4 Pl: 77 ↑18	16:45.7 6:02.7 +1:25.6 Pl: 67 ↑10	
68	 Justin Krause Pewaukee [12]	16:46.4	5:07.3 +15.9 Pl: 74	10:49.0 5:41.7 +57.4 Pl: 94 ↓20	16:46.4 5:57.4 +1:26.3 Pl: 68 ↑26	
69	 Braedon Gilles Middleton [11]	16:46.6	5:04.3 +12.9 Pl: 54	10:42.5 5:38.3 +50.9 Pl: 75 ↓21	16:46.6 6:04.2 +1:26.5 Pl: 69 ↑6	
70	 Grant Magnuson River Falls [10]	16:46.7	5:14.6 +23.2	10:51.2 5:36.6 +59.6	16:46.7 5:55.6 +1:26.6	

PLACE ▼	ATHLETE	RESULT	1 MILE	2 MILE	5000M	PTS
			Pl: 119	Pl: 98 ↑21	Pl: 70 ↑28	
71	 Khalid Mohamed Green Bay Preble [11]	16:48.1	5:00.8 +9.4 Pl: 35	10:31.9 5:31.1 +40.3 Pl: 43 ↓8	16:48.1 6:16.2 +1:28.0 Pl: 71 ↓28	
72	 Logan Bell Brookfield East [10]	16:48.1	5:12.5 +21.1 Pl: 105	10:48.7 5:36.3 +57.1 Pl: 93 ↑12	16:48.1 5:59.4 +1:28.0 Pl: 72 ↑21	
73	 Noah Lundeen Hudson [11]	16:48.4	5:00.0 +8.6 Pl: 29	10:37.3 5:37.3 +45.7 Pl: 63 ↓34	16:48.4 6:11.2 +1:28.3 Pl: 73 ↓10	
74	 Joseph Engler Green Bay Preble [11]	16:50.0	5:14.2 +22.8 Pl: 116	10:48.2 5:34.1 +56.6 Pl: 92 ↑24	16:50.0 6:01.8 +1:29.9 Pl: 74 ↑18	
75	 Miles Mulder Oconomowoc [12]	16:50.7	5:06.0 +14.6 Pl: 67	10:44.8 5:38.9 +53.2 Pl: 81 ↓14	16:50.7 6:05.9 +1:30.6 Pl: 75 ↑6	
76	 Dawson Borley Green Bay Preble [12]	16:51.7	5:10.7 +19.3 Pl: 97	10:44.1 5:33.5 +52.5 Pl: 79 ↑18	16:51.7 6:07.6 +1:31.6 Pl: 76 ↑3	
77	 Reed Anderson Monona Grove [12]	16:52.8	5:03.7 +12.3 Pl: 51	10:41.1 5:37.4 +49.5 Pl: 72 ↓21	16:52.8 6:11.8 +1:32.7 Pl: 77 ↓5	
78	 Alex Grabowski DeForest [12]	16:53.3	4:59.9 +8.5 Pl: 28	10:40.2 5:40.4 +48.6 Pl: 69 ↓41	16:53.3 6:13.1 +1:33.2 Pl: 78 ↓9	
79	 James Jacobs Stevens Point [9]	16:53.4	5:08.6 +17.2 Pl: 83	10:45.5 5:36.9 +53.9 Pl: 84 ↓1	16:53.4 6:07.9 +1:33.3 Pl: 79 ↑5	
80	 Zak Sather Eau Claire Memorial [12]	16:53.6	5:05.0 +13.6 Pl: 62	10:42.7 5:37.8 +51.1 Pl: 76 ↓14	16:53.6 6:11.0 +1:33.5 Pl: 80 ↓4	
81	 Alex Strojny Stevens Point [12]	16:54.0	5:01.4 +10.0 Pl: 39	10:30.4 5:29.1 +38.8 Pl: 35 ↑4	16:54.0 6:23.6 +1:33.9 Pl: 81 ↓46	
82	 Eric Dethloff Menomonee Falls [11]	16:55.2	5:05.6 +14.2 Pl: 64	10:45.0 5:39.5 +53.4 Pl: 82 ↓18	16:55.2 6:10.2 +1:35.1 Pl: 82 ↔	
83	 Jacob Burgener DeForest [12]	16:55.5	5:00.5 +9.1 Pl: 33	10:40.6 5:40.2 +49.0 Pl: 71 ↓38	16:55.5 6:14.9 +1:35.4 Pl: 83 ↓12	
84	 Jake Bourget Stevens Point [10]	16:55.9	5:11.1 +19.7 Pl: 99	10:46.7 5:35.7 +55.1 Pl: 87 ↑12	16:55.9 6:09.3 +1:35.8 Pl: 84 ↑3	
85	 Marcus Knight Germantown [10]	16:56.3	5:15.2 +23.8 Pl: 123	10:54.9 5:39.8 +1:03.3 Pl: 103 ↑20	16:56.3 6:01.5 +1:36.2 Pl: 85 ↑18	
86	 Noah Meissner Oconomowoc [11]	16:56.6	5:10.7 +19.3 Pl: 98	10:47.8 5:37.1 +56.2 Pl: 91 ↑7	16:56.6 6:08.9 +1:36.5 Pl: 86 ↑5	
87	 Kyle Derosier Burlington [12]	16:57.0	5:10.4 +19.0 Pl: 94	10:55.2 5:44.9 +1:03.6 Pl: 105 ↓11	16:57.0 6:01.9 +1:36.9 Pl: 87 ↑18	
88	 Sam Kiecker Hudson [12]	16:58.1	5:08.1 +16.7 Pl: 77	10:50.3 5:42.2 +58.7 Pl: 96 ↓19	16:58.1 6:07.9 +1:38.0 Pl: 88 ↑8	

PLACE ▼	ATHLETE	RESULT	1 MILE	2 MILE	5000M	PTS
89	 Nick Hellrood Madison La Follette [12]	16:59.2	5:11.2 +19.8 Pt: 100	10:45.7 5:34.5 +54.1 Pt: 85 ↑15	16:59.2 6:13.6 +1:39.1 Pt: 89 ↓4	
90	 Garrett Olson Kenosha Bradford/Reuther [12]	16:59.6	4:55.3 +3.9 Pt: 13	10:30.9 5:35.6 +39.3 Pt: 37 ↓24	16:59.6 6:28.8 +1:39.5 Pt: 90 ↓53	
91	 Joshua McKee Marshfield [11]	17:00.6	4:59.1 +7.7 Pt: 24	10:37.8 5:38.7 +46.2 Pt: 66 ↓42	17:00.6 6:22.8 +1:40.5 Pt: 91 ↓25	
92	 Cameron Lamere Holmen [9]	17:00.7	5:11.7 +20.3 Pt: 103	10:51.6 5:39.9 +1:00.0 Pt: 99 ↑4	17:00.7 6:09.1 +1:40.6 Pt: 92 ↑7	
93	 Kevin Lemens West Bend West [11]	17:00.8	5:18.4 +27.0 Pt: 146	11:00.5 5:42.1 +1:08.9 Pt: 124 ↑22	17:00.8 6:00.3 +1:40.7 Pt: 93 ↑31	
94	 Tyler Ott Slinger [11]	17:00.8	5:23.4 +32.0 Pt: 173	11:05.8 5:42.4 +1:14.2 Pt: 144 ↑29	17:00.8 5:55.1 +1:40.7 Pt: 94 ↑50	
95	 Matthew Galler De Pere [11]	17:01.4	5:08.6 +17.2 Pt: 81	10:46.4 5:37.8 +54.8 Pt: 86 ↓5	17:01.4 6:15.1 +1:41.3 Pt: 95 ↓9	
96	 Phillip Houston Oconomowoc [10]	17:01.8	5:15.6 +24.2 Pt: 128	10:53.5 5:38.0 +1:01.9 Pt: 101 ↑27	17:01.8 6:08.3 +1:41.7 Pt: 96 ↑5	
97	 Kaleb Kohn Madison West [12]	17:02.0	5:09.5 +18.1 Pt: 88	10:43.8 5:34.4 +52.2 Pt: 78 ↑10	17:02.0 6:18.2 +1:41.9 Pt: 97 ↓19	
98	 Mitchell Claas Hamilton [12]	17:02.2	5:15.6 +24.2 Pt: 126	10:55.9 5:40.4 +1:04.3 Pt: 107 ↑19	17:02.2 6:06.4 +1:42.1 Pt: 98 ↑9	
99	 Brett Litkey Green Bay Preble [10]	17:02.3	5:14.0 +22.6 Pt: 114	10:49.9 5:35.9 +58.3 Pt: 95 ↑19	17:02.3 6:12.4 +1:42.2 Pt: 99 ↓4	
100	 Trent Curry Brookfield East [10]	17:03.3	5:04.3 +12.9 Pt: 56	10:47.1 5:42.9 +55.5 Pt: 90 ↓34	17:03.3 6:16.3 +1:43.2 Pt: 100 ↓10	
101	 Milo Altamarano Racine Case [12]	17:03.7	5:13.1 +21.7 Pt: 109	10:50.9 5:37.8 +59.3 Pt: 97 ↑12	17:03.7 6:12.8 +1:43.6 Pt: 101 ↓4	
102	 Brody Olson Pulaski [12]	17:03.9	5:08.6 +17.2 Pt: 82	10:34.6 5:26.0 +43.0 Pt: 54 ↑28	17:03.9 6:29.3 +1:43.8 Pt: 102 ↓48	
103	 Aaron Simays Slinger [12]	17:04.0	5:16.3 +24.9 Pt: 133	10:58.9 5:42.6 +1:07.3 Pt: 118 ↑15	17:04.0 6:05.2 +1:43.9 Pt: 103 ↑15	
104	 Jonathan Lukas Whitefish Bay [9]	17:04.6	5:19.0 +27.6 Pt: 151	10:57.4 5:38.4 +1:05.8 Pt: 112 ↑39	17:04.6 6:07.3 +1:44.5 Pt: 104 ↑8	
105	 Frank Thornton Middleton [12]	17:04.8	5:05.4 +14.0 Pt: 63	10:44.1 5:38.8 +52.5 Pt: 80 ↓17	17:04.8 6:20.7 +1:44.7 Pt: 105 ↓25	
106	 Jacob Anzia Whitefish Bay [10]	17:05.5	5:15.5 +24.1 Pt: 125	10:53.5 5:38.0 +1:01.9 Pt: 100 ↑25	17:05.5 6:12.1 +1:45.4 Pt: 106 ↓6	
107	 Brandon Hoff Hamilton [12]	17:06.5	5:15.9 +24.5	10:55.5 5:39.7 +1:03.9	17:06.5 6:11.0 +1:46.4	

PLACE ▼	ATHLETE	RESULT	1 MILE	2 MILE	5000M	PTS
			Pl: 130	Pl: 106 ↑24	Pl: 107 ↓1	
108	 Adam Kierzek Muskego [12]	17:07.2	5:09.6 +18.2 Pl: 89	10:55.2 5:45.7 +1:03.6 Pl: 104 ↓15	17:07.2 6:12.1 +1:47.1 Pl: 108 ↓4	
109	 Daniel Kiefer Stevens Point [11]	17:07.4	5:18.3 +26.9 Pl: 144	11:01.3 5:43.0 +1:09.7 Pl: 126 ↑18	17:07.4 6:06.2 +1:47.3 Pl: 109 ↑17	
110	 Hunter Teniente Sun Prairie [11]	17:07.8	5:09.7 +18.3 Pl: 90	10:53.9 5:44.2 +1:02.3 Pl: 102 ↓12	17:07.8 6:13.9 +1:47.7 Pl: 110 ↓8	
111	 Evan Selin Hamilton [12]	17:08.0	5:15.1 +23.7 Pl: 122	10:56.4 5:41.4 +1:04.8 Pl: 109 ↑13	17:08.0 6:11.7 +1:47.9 Pl: 111 ↓2	
112	 Liam Kelley West Allis Nathan Hale [11]	17:08.5	5:00.8 +9.4 Pl: 36	10:46.7 5:45.9 +55.1 Pl: 88 ↓52	17:08.5 6:21.8 +1:48.4 Pl: 112 ↓24	
113	 Juan Jimenez Sun Prairie [12]	17:08.9	5:00.4 +9.0 Pl: 32	10:45.1 5:44.7 +53.5 Pl: 83 ↓51	17:08.9 6:23.9 +1:48.8 Pl: 113 ↓30	
114	 Liam Sweeney West Bend West [12]	17:09.3	5:18.8 +27.4 Pl: 148	11:02.4 5:43.7 +1:10.8 Pl: 132 ↑16	17:09.3 6:06.9 +1:49.2 Pl: 114 ↑18	
115	 Jackson Pitzen Brookfield East [11]	17:09.8	5:23.1 +31.7 Pl: 171	11:05.4 5:42.3 +1:13.8 Pl: 142 ↑29	17:09.8 6:04.4 +1:49.7 Pl: 115 ↑27	
116	 Gavin Pickett West Bend West [12]	17:10.5	5:18.5 +27.1 Pl: 147	11:02.2 5:43.7 +1:10.6 Pl: 131 ↑16	17:10.5 6:08.3 +1:50.4 Pl: 116 ↑15	
117	 Aaron Paris Green Bay Preble [9]	17:11.0	5:17.0 +25.6 Pl: 134	10:59.3 5:42.3 +1:07.7 Pl: 120 ↑14	17:11.0 6:11.8 +1:50.9 Pl: 117 ↑3	
118	 Joseph Murray Neenah [12]	17:11.9	5:12.8 +21.4 Pl: 107	10:59.8 5:47.0 +1:08.2 Pl: 121 ↓14	17:11.9 6:12.2 +1:51.8 Pl: 118 ↑3	
119	 Logan Lutz Greendale [11]	17:13.4	5:17.0 +25.6 Pl: 137	11:03.3 5:46.3 +1:11.7 Pl: 134 ↑3	17:13.4 6:10.1 +1:53.3 Pl: 119 ↑15	
120	 Jack Ramstack Germantown [11]	17:13.6	5:21.6 +30.2 Pl: 164	11:08.1 5:46.5 +1:16.5 Pl: 152 ↑12	17:13.6 6:05.6 +1:53.5 Pl: 120 ↑32	
121	 Gabriel Ramirez Milwaukee Ronald Reagan [12]	17:13.8	5:14.8 +23.4 Pl: 121	10:57.8 5:43.0 +1:06.2 Pl: 113 ↑8	17:13.8 6:16.1 +1:53.7 Pl: 121 ↓8	
122	 Langston Nashold Madison West [12]	17:13.9	5:17.7 +26.3 Pl: 141	11:06.1 5:48.5 +1:14.5 Pl: 146 ↓5	17:13.9 6:07.9 +1:53.8 Pl: 122 ↑24	
123	 Josh Helgeson Green Bay Preble [10]	17:14.0	5:17.0 +25.6 Pl: 136	10:58.6 5:41.6 +1:07.0 Pl: 117 ↑19	17:14.0 6:15.4 +1:53.9 Pl: 123 ↓6	
124	 Bennett Hanson Brookfield East [12]	17:14.8	5:13.4 +22.0 Pl: 112	10:58.5 5:45.2 +1:06.9 Pl: 116 ↓4	17:14.8 6:16.3 +1:54.7 Pl: 124 ↓8	
125	 Nathan Brendemihl West Bend West [12]	17:15.5	5:18.9 +27.5 Pl: 150	11:03.7 5:44.9 +1:12.1 Pl: 136 ↑14	17:15.5 6:11.9 +1:55.4 Pl: 125 ↑11	

PLACE ▼	ATHLETE	RESULT	1 MILE	2 MILE	5000M	PTS
126	 Sam Komisar Whitefish Bay [12]	17:15.7	5:22.8 +31.4 Pl: 170	11:06.1 5:43.3 +1:14.5 Pl: 145 ↑25	17:15.7 6:09.7 +1:55.6 Pl: 126 ↑19	
127	 Christian Peterson Arrowhead [12]	17:15.9	5:17.7 +26.3 Pl: 140	10:59.0 5:41.4 +1:07.4 Pl: 119 ↑21	17:15.9 6:16.9 +1:55.8 Pl: 127 ↓8	
128	 Christian Jaeger Madison La Follette [10]	17:15.9	5:14.6 +23.2 Pl: 120	10:56.4 5:41.8 +1:04.8 Pl: 108 ↑12	17:15.9 6:19.5 +1:55.8 Pl: 128 ↓20	
129	 Elijah Jones Arrowhead [12]	17:15.9	5:16.0 +24.6 Pl: 131	11:00.0 5:44.1 +1:08.4 Pl: 122 ↑9	17:15.9 6:15.9 +1:55.8 Pl: 129 ↓7	
130	 Zach Heckman Hamilton [12]	17:16.0	5:15.6 +24.2 Pl: 127	10:57.3 5:41.8 +1:05.7 Pl: 111 ↑16	17:16.0 6:18.7 +1:55.9 Pl: 130 ↓19	
131	 Andrew Vierbicher Eau Claire Memorial [12]	17:16.4	5:22.4 +31.0 Pl: 167	11:04.2 5:41.8 +1:12.6 Pl: 139 ↑28	17:16.4 6:12.3 +1:56.3 Pl: 131 ↑8	
132	 George Lynch Eau Claire Memorial [12]	17:16.7	5:23.7 +32.3 Pl: 174	11:09.4 5:45.8 +1:17.8 Pl: 156 ↑18	17:16.7 6:07.3 +1:56.6 Pl: 132 ↑24	
133	 Connor Carpenter Sun Prairie [10]	17:17.3	5:09.9 +18.5 Pl: 92	10:57.0 5:47.2 +1:05.4 Pl: 110 ↓18	17:17.3 6:20.3 +1:57.2 Pl: 133 ↓23	
134	 Joseph Hemmer Brookfield East [10]	17:19.2	5:12.9 +21.5 Pl: 108	11:02.0 5:49.1 +1:10.4 Pl: 130 ↓22	17:19.2 6:17.3 +1:59.1 Pl: 134 ↓4	
135	 Adam Uy Brookfield Central [11]	17:19.6	5:22.4 +31.0 Pl: 166	11:07.4 5:45.0 +1:15.8 Pl: 149 ↑17	17:19.6 6:12.2 +1:59.5 Pl: 135 ↑14	
136	 Hall Alex Hartford Union [12]	17:19.9	5:15.9 +24.5 Pl: 129	11:09.8 5:54.0 +1:18.2 Pl: 158 ↓29	17:19.9 6:10.1 +1:59.8 Pl: 136 ↑22	
137	 Mason Scoggin Kenosha Indian Trail [11]	17:20.3	5:16.1 +24.7 Pl: 132	11:01.7 5:45.7 +1:10.1 Pl: 127 ↑5	17:20.3 6:18.6 +2:00.2 Pl: 137 ↓10	
138	 Michael Madoch Middleton [12]	17:20.7	5:11.6 +20.2 Pl: 102	11:00.1 5:48.5 +1:08.5 Pl: 123 ↓21	17:20.7 6:20.6 +2:00.6 Pl: 138 ↓15	
139	 Evan Sievers Slinger [12]	17:20.9	5:22.8 +31.4 Pl: 169	11:08.5 5:45.7 +1:16.9 Pl: 154 ↑15	17:20.9 6:12.5 +2:00.8 Pl: 139 ↑15	
140	 Ian Szablewski Brookfield East [10]	17:21.4	5:17.7 +26.3 Pl: 142	11:06.4 5:48.8 +1:14.8 Pl: 147 ↓5	17:21.4 6:15.0 +2:01.3 Pl: 140 ↑7	
141	 Cade Kenyon Oconomowoc [11]	17:22.1	5:19.7 +28.3 Pl: 157	11:07.5 5:47.9 +1:15.9 Pl: 150 ↑7	17:22.1 6:14.6 +2:02.0 Pl: 141 ↑9	
142	 Adam Klauck Arrowhead [12]	17:22.1	5:17.2 +25.8 Pl: 139	10:57.9 5:40.7 +1:06.3 Pl: 115 ↑24	17:22.1 6:24.3 +2:02.0 Pl: 142 ↓27	
143	 Thomas Gonzales Whitefish Bay [11]	17:23.1	5:19.2 +27.8 Pl: 152	11:04.8 5:45.7 +1:13.2 Pl: 141 ↑11	17:23.1 6:18.4 +2:03.0 Pl: 143 ↓2	
144	 Ethan Morris Whitefish Bay [11]	17:23.8	5:20.6 +29.2	11:04.2 5:43.7 +1:12.6	17:23.8 6:19.6 +2:03.7	

PLACE ▼	ATHLETE	RESULT	1 MILE	2 MILE	5000M	PTS
			Pl: 160	Pl: 140 ↑20	Pl: 144 ↓4	
145	 Bryce Brennan Slinger [11]	17:23.9	5:23.7 +32.3 Pl: 175	11:11.6 5:48.0 +1:20.0 Pl: 163 ↑12	17:23.9 6:12.4 +2:03.8 Pl: 145 ↑18	
146	 Tyler Termaat Muskego [12]	17:24.7	5:19.2 +27.8 Pl: 153	11:11.5 5:52.3 +1:19.9 Pl: 162 ↓9	17:24.7 6:13.3 +2:04.6 Pl: 146 ↑16	
147	 Brad Glisczinski West Allis Nathan Hale [12]	17:25.3	5:14.1 +22.7 Pl: 115	11:01.8 5:47.8 +1:10.2 Pl: 128 ↓13	17:25.3 6:23.5 +2:05.2 Pl: 147 ↓19	
148	 Ryan Mares Appleton East [11]	17:25.8	5:13.8 +22.4 Pl: 113	11:04.0 5:50.3 +1:12.4 Pl: 138 ↓25	17:25.8 6:21.8 +2:05.7 Pl: 148 ↓10	
149	 Manix White Madison West [12]	17:26.9	5:17.1 +25.7 Pl: 138	11:09.7 5:52.7 +1:18.1 Pl: 157 ↓19	17:26.9 6:17.2 +2:06.8 Pl: 149 ↑8	
150	 Cody Witthun Oconomowoc [11]	17:27.1	5:19.7 +28.3 Pl: 158	11:07.6 5:47.9 +1:16.0 Pl: 151 ↑7	17:27.1 6:19.6 +2:07.0 Pl: 150 ↑1	
151	 Carter Wood Eau Claire Memorial [12]	17:27.6	5:25.1 +33.7 Pl: 181	11:14.2 5:49.2 +1:22.6 Pl: 166 ↑15	17:27.6 6:13.5 +2:07.5 Pl: 151 ↑15	
152	 Daniel Ericksrud De Pere [11]	17:27.7	5:15.3 +23.9 Pl: 124	11:03.5 5:48.2 +1:11.9 Pl: 135 ↓11	17:27.7 6:24.3 +2:07.6 Pl: 152 ↓17	
153	 John Rapp Franklin [12]	17:27.9	5:19.4 +28.0 Pl: 155	11:10.8 5:51.4 +1:19.2 Pl: 161 ↓6	17:27.9 6:17.1 +2:07.8 Pl: 153 ↑8	
154	 William Newsome Neeah [12]	17:28.0	5:17.0 +25.6 Pl: 135	11:08.9 5:51.9 +1:17.3 Pl: 155 ↓20	17:28.0 6:19.1 +2:07.9 Pl: 154 ↑1	
155	 Aaron Nussbaum Neeah [12]	17:28.4	5:18.3 +26.9 Pl: 143	11:10.5 5:52.3 +1:18.9 Pl: 160 ↓17	17:28.4 6:17.9 +2:08.3 Pl: 155 ↑5	
156	 Jacob Mathes Hudson [12]	17:30.0	5:08.1 +16.7 Pl: 78	10:57.8 5:49.8 +1:06.2 Pl: 114 ↓36	17:30.0 6:32.2 +2:09.9 Pl: 156 ↓42	
157	 Kevin Hall Union Grove [11]	17:30.4	5:13.3 +21.9 Pl: 110	11:06.9 5:53.7 +1:15.3 Pl: 148 ↓38	17:30.4 6:23.6 +2:10.3 Pl: 157 ↓9	
158	 Marquez Rodriguez Sun Prairie [11]	17:31.7	5:12.2 +20.8 Pl: 104	11:03.9 5:51.8 +1:12.3 Pl: 137 ↓33	17:31.7 6:27.8 +2:11.6 Pl: 158 ↓21	
159	 Joey Madsen River Falls [11]	17:33.7	5:19.4 +28.0 Pl: 154	11:11.9 5:52.6 +1:20.3 Pl: 164 ↓10	17:33.7 6:21.9 +2:13.6 Pl: 159 ↑5	
160	 Cale Wimer Hudson [11]	17:35.0	5:14.2 +22.8 Pl: 117	11:02.5 5:48.3 +1:10.9 Pl: 133 ↓16	17:35.0 6:32.6 +2:14.9 Pl: 160 ↓27	
161	 Max Streichert De Pere [10]	17:35.1	5:07.5 +16.1 Pl: 75	11:00.5 5:53.1 +1:08.9 Pl: 125 ↓50	17:35.1 6:34.6 +2:15.0 Pl: 161 ↓36	
162	 Connor Calara Kenosha Indian Trail [12]	17:35.6	5:09.4 +18.0 Pl: 87	11:02.0 5:52.6 +1:10.4 Pl: 129 ↓42	17:35.6 6:33.7 +2:15.5 Pl: 162 ↓33	

PLACE ▼	ATHLETE	RESULT	1 MILE	2 MILE	5000M	PTS
163	 Spencer Esposito Germantown [11]	17:40.5	5:25.0 +33.6 Pl: 180	11:19.5 5:54.5 +1:27.9 Pl: 175 ↑5	17:40.5 6:21.0 +2:20.4 Pl: 163 ↑12	
164	 Joseph Barber Sun Prairie [12]	17:40.9	5:11.4 +20.0 Pl: 101	11:05.6 5:54.2 +1:14.0 Pl: 143 ↓42	17:40.9 6:35.3 +2:20.8 Pl: 164 ↓21	
165	 Cole Peske Hamilton [12]	17:42.0	5:20.2 +28.8 Pl: 159	11:14.9 5:54.8 +1:23.3 Pl: 169 ↓10	17:42.0 6:27.1 +2:21.9 Pl: 165 ↑4	
166	 Seth Ray Arrowhead [10]	17:43.2	5:18.4 +27.0 Pl: 145	11:08.2 5:49.9 +1:16.6 Pl: 153 ↓8	17:43.2 6:35.0 +2:23.1 Pl: 166 ↓13	
167	 Evan Edwards Kenosha Indian Trail [12]	17:44.7	5:23.9 +32.5 Pl: 176	11:25.7 6:01.9 +1:34.1 Pl: 181 ↓5	17:44.7 6:19.0 +2:24.6 Pl: 167 ↑14	
168	 Connell Rooney Kenosha Indian Trail [12]	17:45.4	5:10.6 +19.2 Pl: 96	11:10.2 5:59.7 +1:18.6 Pl: 159 ↓63	17:45.4 6:35.2 +2:25.3 Pl: 168 ↓9	
169	 Frankie Sperka Muskego [12]	17:47.1	5:19.5 +28.1 Pl: 156	11:15.9 5:56.4 +1:24.3 Pl: 170 ↓14	17:47.1 6:31.3 +2:27.0 Pl: 169 ↑1	
170	 Patrick Schwartz Menomonie [10]	17:48.1	5:26.1 +34.7 Pl: 183	11:16.6 5:50.6 +1:25.0 Pl: 172 ↑11	17:48.1 6:31.6 +2:28.0 Pl: 170 ↑2	
171	 Jeremiah Becker Eau Claire Memorial [11]	17:48.2	5:26.0 +34.6 Pl: 182	11:18.3 5:52.4 +1:26.7 Pl: 173 ↑9	17:48.2 6:29.9 +2:28.1 Pl: 171 ↑2	
172	 Garrett Hatch Kenosha Indian Trail [11]	17:49.0	5:18.9 +27.5 Pl: 149	11:20.2 6:01.3 +1:28.6 Pl: 176 ↓27	17:49.0 6:28.9 +2:28.9 Pl: 172 ↑4	
173	 Wesley Ericksen De Pere [12]	17:49.8	5:14.5 +23.1 Pl: 118	11:12.8 5:58.3 +1:21.2 Pl: 165 ↓47	17:49.8 6:37.0 +2:29.7 Pl: 173 ↓8	
174	 Phillip Balch Green Bay Preble [11]	17:52.7	5:22.6 +31.2 Pl: 168	11:21.0 5:58.5 +1:29.4 Pl: 177 ↓9	17:52.7 6:31.7 +2:32.6 Pl: 174 ↑3	
175	 Ethan Hopp Muskego [10]	17:54.1	5:20.7 +29.3 Pl: 161	11:16.0 5:55.4 +1:24.4 Pl: 171 ↓10	17:54.1 6:38.1 +2:34.0 Pl: 175 ↓4	
176	 Keegan Meier Kenosha Indian Trail [9]	17:55.9	5:12.6 +21.2 Pl: 106	11:14.2 6:01.6 +1:22.6 Pl: 167 ↓61	17:55.9 6:41.7 +2:35.8 Pl: 176 ↓9	
177	 Adam Tronnes Hudson [11]	17:59.0	5:21.3 +29.9 Pl: 163	11:27.0 6:05.8 +1:35.4 Pl: 182 ↓19	17:59.0 6:32.0 +2:38.9 Pl: 177 ↑5	
178	 Will MacCudden Slinger [10]	17:59.0	5:29.5 +38.1 Pl: 187	11:24.6 5:55.1 +1:33.0 Pl: 179 ↑8	17:59.0 6:34.5 +2:38.9 Pl: 178 ↑1	
179	 Matthew Kees West Allis Nathan Hale [10]	18:03.0	5:24.1 +32.7 Pl: 177	11:27.5 6:03.4 +1:35.9 Pl: 183 ↓6	18:03.0 6:35.5 +2:42.9 Pl: 179 ↑4	
180	 Eliot Giffin Arrowhead [10]	18:03.1	5:20.9 +29.5 Pl: 162	11:14.7 5:53.8 +1:23.1 Pl: 168 ↓6	18:03.1 6:48.5 +2:43.0 Pl: 180 ↓12	
181	 Cole Konczal West Allis Nathan Hale [9]	18:06.7	5:24.3 +32.9	11:25.0 6:00.8 +1:33.4	18:06.7 6:41.7 +2:46.6	

PLACE ▼	ATHLETE	RESULT	1 MILE	2 MILE	5000M	PTS
			Pl: 178	Pl: 180 ↓2	Pl: 181 ↓1	
182	 Caleb Boudreau Muskego [10]	18:10.8	5:21.8 +30.4 Pl: 165	11:18.8 5:57.0 +1:27.2 Pl: 174 ↓9	18:10.8 6:52.1 +2:50.7 Pl: 182 ↓8	
183	 Gabe Durkee Eau Claire Memorial [11]	18:15.0	5:26.7 +35.3 Pl: 184	11:28.8 6:02.2 +1:37.2 Pl: 185 ↓1	18:15.0 6:46.2 +2:54.9 Pl: 183 ↑2	
184	 Mitch Gobler Germantown [10]	18:18.4	5:24.8 +33.4 Pl: 179	11:24.0 5:59.2 +1:32.4 Pl: 178 ↑1	18:18.4 6:54.5 +2:58.3 Pl: 184 ↓6	
185	 Eli Eichner West Bend West [11]	18:26.3	5:31.6 +40.2 Pl: 189	11:42.2 6:10.6 +1:50.6 Pl: 187 ↑2	18:26.3 6:44.2 +3:06.2 Pl: 185 ↑2	
186	 Kyler Fuchs West Bend West [9]	18:26.9	5:31.5 +40.1 Pl: 188	11:43.6 6:12.1 +1:52.0 Pl: 188 ↔	18:26.9 6:43.4 +3:06.8 Pl: 186 ↑2	
187	 Will Martens Muskego [10]	18:27.8	5:23.2 +31.8 Pl: 172	11:30.6 6:07.4 +1:39.0 Pl: 186 ↓14	18:27.8 6:57.2 +3:07.7 Pl: 187 ↓1	
188	 Ethan Fisher West Allis Nathan Hale [11]	18:34.2	5:28.4 +37.0 Pl: 186	11:28.7 6:00.4 +1:37.1 Pl: 184 ↑2	18:34.2 7:05.5 +3:14.1 Pl: 188 ↓4	
189	 Tyler Blum De Pere [11]	18:43.9	5:28.0 +36.6 Pl: 185	11:46.2 6:18.2 +1:54.6 Pl: 189 ↓4	18:43.9 6:57.8 +3:23.8 Pl: 189 ↔	
190	 Brennan Kompas West Allis Nathan Hale [10]	19:45.6	5:45.5 +54.1 Pl: 190	12:24.3 6:38.9 +2:32.7 Pl: 190 ↔	19:45.6 7:21.4 +4:25.5 Pl: 190 ↔	

